


Sou. Devibai Narayandas Chhabada Rural Education Society's
Mahalaxmi Homeopathic Medical College,
Teaching Plan 2020-2021

(12)

Bhosale wagh Batch Department of Anatomy

Month.	Dr. Ainapure R. P.	Dr. Balpande R.R.
JUNE 21	Intrinsic muscles of hand Superficial and deep palmar arch, spaces of hand Radial nerve, Posterior interosseous nerve Elbow joint Median nerve, Anterior interosseous nerve Radio ulnar joint Ulnar nerve Wrist joint Joints of hand Shoulder girdle Scalp, Lacrimal apparatus, Eyelid	Anterior tibial artery Dorsalis pedis artery Deep peroneal nerve, Superficial peroneal N Planter Arch Arches of foot Hip joint Knee joint Ankle joint Joints of foot
July 21	Facial artery, Sterno-cleido mastoid muscle Facia colli, Posterior triangle Anterior triangle, Infra-hyoid muscles External carotid artery, Common carotid artery, Internal carotid artery Muscles of back, Sub-occipital triangle Parotid gland Thyroid gland, Supra-hyoid muscles Para-thyroid gland Sub-mandibular gland Muscles of mastication, Temporo-mandibular joint, Mandibular nerve Sub-clavian artery, Scalene muscles, Pre-vertebral muscles Vertebral artery, Styloid apparatus	Large intestine Oesophagus Stomach Small intestine - Duodenum Mekels diverticulum Rectum Anal canal Blood vessels of gut Coeliac trunk Abdominal aorta Superior mesenteric artery Inferior mesenteric artery Inferior vena cava Extra hepatic biliary apparatus Spleen Pancreas
AUGUST 21	Mouth and Pharynx Nose and Para-nasal sinuses Larynx Tongue Contents of orbit Ear and External ear Middle ear Eyeball Contents of vertebral canal Sinuses of brain Hypophysis cerebri gland	Liver Portacaval anastomosis Kidney ureter Suprarenal gland Diaphragm Posterior abdominal wall - muscles Perineum Female genital organs Internal pudendal artery


HOD

Dept. of Anatomy
 MHMC, Raigaon, Satara,



Gateway for Bright Future

Sou. Devibai Narayandas Chhabada Rural Education Society, Satara's
**MAHALAXMI HOMOEOPATHIC MEDICAL
COLLEGE, HOSPITAL & RESEARCH CENTER**
Raigaon, Satara.



Survey No. 259, At. Post- Raigaon, Tal.-Jaoli, Dist-Satara. Ph.: (02378) 200200, Fax : 240202
H.O.: Plot No. 30, Gulmohor Colony, Opp. I.T.I. Gendamal, Satara.
Phone : (02162) 250400, 250992, 250993, Fax : (02162) 250492.

Website : www.sdncedu.com

Email : info@sdncedu.com / sdncmhmc@gmail.com


Ref.No.

Date : / /201

Teaching Plan 2020-2021

Bhosale wagh Batch Department of Anatomy

Month.	Dr. Ainapure R. P.	Dr. Balpande R.R.
March	Introduction to Anatomy General Anatomy	Introduction to Anatomy General Histology
April 21	General Anatomy Introduction to upper limb Bones of upper limb – clavicle – scapula – humerus – Radius – ulna – Carpal– Meta carpals, phalanges Pectoral Muscles Brachial plexus Mammary gland Axilla, Axillary lymph nodes Axillary artery Muscles of back and vertebral column	General Histology Introduction to lower limb Bones of lower limb – hip bone. Bones of lower limb – hip bone Femur Tibia Fibula Tarsals, meta-tarsals, phalanges Front of thigh, Fascia latta Femoral triangle Femoral sheath Femoral canal artery Femoral vein Femoral nerve
May	Muscles of scapular region, Musculo- tendinous cuff, Deltoid Scapular spaces, Cephalic basilic vein Muscles of arm, Musculo-tendinous nerve Brachial artery, Profunda brachii A., Anastomosis around elbow Cubital fossa, Triceps muscle Shoulder joint Flexors of forearm, Ulnar bursa, Radial bursa Radial artery, Ulnar artery Extensors of forearm Extensor retinaculum, Flexor	Extensor muscles of thigh Adductor canal adductor muscles Medial compartment of thigh – Medial compartment of thigh – obturator nerve and artery Sciatic nerve Popliteal Fossa Popliteal artery Tibial, Common, Peroneal Nerve Muscles of back Muscles of anterior compartment of leg


HOD

Dept. of Anatomy
MHMC, Raigaon, Satara.



Gateway for Bright Future

Sou. Devibai Narayandas Chhabada Rural Education Society, Satara's
**MAHALAXMI HOMOEOPATHIC MEDICAL
COLLEGE, HOSPITAL & RESEARCH CENTER**
Raigaon, Satara.



Survey No. 259, At. Post- Raigaon, Tal.-Jaoli, Dist-Satara. Ph.: (02378) 200200, Fax : 240202
H.O.: Plot No. 30, Gulmohor Colony, Opp. I.T.I. Gendamal, Satara.
Phone : (02162) 250400, 250992, 250993, Fax : (02162) 250492.

Website : www.sdncedu.com

Email : info@sdncedu.com / sdncmhmc@gmail.com

Ref.No.

Date : / / 201

Teaching Plan 2020-2021

Bhosale wagh Batch Department of Anatomy

Month.	Dr. Ainapure R. P.	Dr. Balpande R.R.
Sept 21	Introduction to brain, nervous tissue Spinal cord Meninges, CSF Medulla oblongata Pons Mid-brain Cerebrum Cerebellum Fourth ventricle Diencephalon, Thalamus, Meta-thalamus, Epi- thalamus Hypothalamus Basal nuclei, Corpus striatum	Urinary bladder ischio rectal fossa Urethra Uterine tubes Ovaries Uterus Vagina Male reproductive organs, prostate Walls of pelvis – internal iliac artery and vein Sacroiliac joint Introduction to thorax Bones of thorax Intercostal space Artery Nerve Vein
Oct 21	Corpus callosum, Internal capsule Third ventricle, Lateral ventricle, Limbic system Blood supply of brain and spinal cord Olfactory N, Optic N Oculomotor N Trochlear N Abducent N Facial N Glossopharyngeal N Vagus N Accessory N Hypoglossal N Embryology	Azygous vein, Sympathetic trunk Pleura Lungs Mediastinum Pericardium Heart ,Rt Atrium,Lt Atrium Coronary Arteries Coronary sinus ,Superior vena cava Aorta ,Pulmonary Trunk Trachea , Oesophagus Thoracic duct.Genetics
Nov 21	Embryology	Genetics

HOD

Dept. of Anatomy
MHMC, Raigaon, Satara.

Department of Anatomy
Teaching Plan 2020-2021
Bhosale wagh Batch

Practical Teaching Programme

Department of Anatomy

Month	Dr Ainapure
March 21	Osteology
April 21	Upper Extermity
May 21	Lower Extermity
June 21	Thorax
July 21	Abdomen
August 21	Pelvis
September 21	Head/ Neck/Face
October 21	Brain
November 21	Revision

[Handwritten signature]



Gateway for Bright Future

Sou. Devibai Narayandas Chhabada Rural Education Society, Satara's
**MAHALAXMI HOMOEOPATHIC MEDICAL
COLLEGE, HOSPITAL & RESEARCH CENTER**
Raigaon, Satara.



Survey No. 259, At. Post- Raigaon, Tal.-Jaoli, Dist-Satara. Ph.: (02378) 200200, Fax : 240202
H.O.: Plot No. 30, Gulmohor Colony, Opp. I.T.I. Gendamal, Satara.
Phone : (02162) 250400, 250992, 250993, Fax : (02162) 250492.

Website : www.sdncedu.com

Email : info@sdncedu.com / sdncmhmc@gmail.com

Attendance Anatomy - Ist BHMS (2021-2022)

Roll No.	Name of Student	March		April		May	June		July		August/2021	
		T	P	T	P	T	T	P	T	P	T	P
1	Bhosale Snehal Keshav	100	100	74	80	77	81	67	78	100	87	90
2	Bhoyar Deepali Sunil	100	100	70	76	75	81	67	78	67	87	85
3	Borkar Ganesh Dilip	100	100	56	80	63	76	59	80	100	26	20
4	Chavan Priti Rajendra	100	100	67	76	75	86	75	78	100	90	100
5	Daunde Prajakta Kalpeh	100	100	67	85	72	81	59	78	100	87	100
6	Gaikwad Megha Lalaso	100	100	67	80	77	84	67	92	51	100	100
7	Gaikwad Neha Ravindra	100	100	60	76	45	84	10	78	100	90	75
8	Gholape Shruti Namdev	100	100	63	85	61	81	67	80	51	53	65
9	Gitte Pratiksha N	100	100	18	0	39	52	67	40	100	40	50
10	Jadhav Isha Ramesh	100	100	63	80	63	86	59	70	48	84	85
11	Jambhale Riya N	100	100	67	76	56	76	59	75	100	90	90
12	Kamble Nikita Narayan	100	100	67	85	72	84	67	75	100	90	100
13	Kasar Avantika Manoj	100	100	67	80	67	72	50	80	100	90	100
14	Kekan Mansi Balasaheb	100	100	67	76	63	81	59	78	100	87	90
15	Kesare Ankita Nandkumar	100	100	100	100	91	100	100	94	100	87	100
16	Khan Afzal Attaullah	100	100	60	85	63	81	67	75	48	53	55
17	Kolekar Vrushali Umesh	100	100	56	76	72	81	67	62	37	56	45
18	Lawand Shreya Jalindar	100	100	63	80	77	81	67	75	100	76	75
19	Mali Disha Vijay	100	100	93	100	97	97	100	92	100	93	85
20	Mali Mayuri Jawahar	100	100	67	76	63	84	59	75	48	84	90
21	Mane Pranjal Vinod	100	100	60	76	45	76	59	75	48	50	60
22	Mhaske Omkar M	100	100	96	100	53	81	42	70	80	63	90
23	Mhaske Rupali Santosh	100	100	25	80	53	72	75	44	43	93	95
24	Misal Vikas Sanjay	100	100	100	96	100	97	100	88	100	84	100
25	More Siddisha V	100	100	60	76	80	81	67	88	100	100	90
26	Mulla Irfan Haidar	100	100	67	80	67	81	67	80	100	84	90
27	Munjhal Aakansha L	100	100	67	84	67	89	59	75	86	90	90
28	Nagre Kalyani Baliram	100	100	67	76	63	81	67	78	86	87	80
29	Nikam Neha Raju	100	100	60	84	67	89	67	75	47	90	85
30	Pal Shivam Mevalal	100	100	67	80	69	89	100	85	91	84	90
31	Pandey Saloni Rajesh	100	100	48	76	67	89	75	80	86	80	95
32	Pote Vaibhavi Sunil	100	100	67	84	56	81	67	92	100	96	100
33	Salunkhe Palak Anil	100	100	63	80	45	64	75	70	60	80	90
34	Shah Arfiya Abdus salam	100	100	3	76	80	66	40	67	0	84	90
35	Shaikh Mahek Nazeer	100	100	67	84	67	73	100	88	86	70	65
36	Shinde Dhanada Devendra	100	100	63	80	56	73	75	85	100	96	95
37	Somvanshi Vaishnavi S	100	100	60	76	69	60	100	75	60	80	100
38	Sonawane Prerna D	100	100	60	84	67	73	67	70	69	70	90
39	Tamboli Shoeb Rashid	100	100	11	80	63	77	42	75	100	60	95
40	Thorat Vaishnavi S	100	100	93	100	72	92	100	78	100	90	100
41	Torane Sakshi Sanjivan	100	100	60	75	75	68	75	67	69	37	45
42	Vele Shweta Santosh	100	100	96	100	80	92	100	85	91	80	100
43	Wagh Kishor B	100	100	22	84	0	0	0	0	0	0	0


[Signature]
HOD

Dept. of Anatomy
MHMC, Raigaon, Satara.

Sou Devibal Nayarandas Chhabada Rural Education Society's
Mahalaxmi Homoeopathic Medical College, Hospital & Research Center, Raigaon, Satara

Attendance 1st BHMS (2021 2022)

Roll No.	Name of Student	Sept		Oct		Nov		Dec		Jan	
		T	P	T	P	T	P	T	P	T	P
1	Bhosale Snehal Keshav	78	82	96	70	89	100	74	92	90	100
2	Bhoyar Deepali Sunil	92	96	81	85	74	100	84	92	100	100
3	Borkar Ganesh Dilip	23	48	91	10	48	41	54	35	80	60
4	Chavan Priti Rajendra	60	82	96	100	79	100	80	78	100	100
5	Daunde Prajakta Kalpeh	43	48	92	75	47	71	84	100	100	100
6	Gaikwad Megha Lalaso	60	86	100	100	100	100	100	100	100	100
7	Gaikwad Neha Ravindra	71	82	100	80	84	100	80	56	90	100
8	Gholape Shruti Namdev	60	73	100	100	89	100	64	83	100	100
9	Gitte Pratiksha Nilakantharao	0	48	55	40	27	24	64	27	90	100
10	Jadhav Isha Ramesh	71	82	100	85	69	59	100	100	100	84
11	Jambhale Riya Nandkishor	60	60	74	65	63	88	80	83	100	100
12	Kamble Nikita Narayan	60	86	100	90	64	59	94	92	100	100
13	Kasar Avantika Manoj	78	82	100	100	79	100	100	100	100	100
14	Kekan Mansi Balasaheb	43	52	40	70	53	41	84	95	100	100
15	Kesare Ankita Nandkumar	78	82	100	100	100	100	94	95	100	100
16	Khan Afzal Attaullah	58	69	100	100	42	24	64	74	90	100
17	Kolekar Vrushali Umesh	50	73	77	60	53	47	90	53	80	84
18	Lawand Shreya Jalindar	75	92	95	100	63	47	90	87	100	100
19	Mali Disha Vijay	78	82	100	95	89	100	94	95	100	100
20	Mali Mayuri Jawahar	60	73	85	65	58	88	74	92	100	100
21	Mane Pranjal Vinod	40	39	85	80	37	29	74	83	80	84
22	Mhaske Omkar Madhukar	54	8	81	90	53	36	40	52	80	84
23	Mhaske Rupali Santosh	40	61	74	50	0	17	60	65	80	67
24	Misal Vikas Sanjay	82	96	88	100	79	88	84	95	90	67
25	More Siddisha Vidyasagr	75	58	100	100	89	88	94	95	100	67
26	Mulla Irfan Haidar	58	33	100	100	53	58	80	100	90	67
27	Munjal Aakansha Laxman	60	67	100	95	58	58	77	56	90	67
28	Nagre Kalyani Baliram	40	38	74	50	21	29	66	74	90	67
29	Nikam Neha Raju	78	76	96	95	89	100	80	100	100	67
30	Pal Shivam Mevalal	50	42	96	100	74	64	80	87	100	100
31	Pandey Saloni Rajesh	64	58	96	90	48	52	77	87	100	67
32	Pote Vaibhavi Sunil	64	61	74	100	95	100	90	78	100	100
33	Salunkhe Palak Anil	50	53	92	75	37	59	66	83	100	100
34	Shah Arfiya Abdus salam	64	47	81	60	16	35	70	48	100	100
35	Shaikh Mahek Nazeer	78	76	85	95	26	58	60	92	70	84
36	Shinde Dhanada Devendra	78	67	100	100	94	82	90	92	100	100
37	Somvanshi Vaishnavi Sharad	78	80	100	100	42	47	64	74	100	50
38	Sonawane Prerna Dattatray	47	47	88	85	1	41	77	87	100	67
39	Tamboli Shoeb Rashid	50	14	77	65	32	35	56	39	90	50
40	Thorat Vaishnavi Subhash	58	58	100	100	89	88	94	87	100	100
41	Torane Sakshi Sanjivan	36	42	37	50	0	0	0	0	0	0
42	Vele Shweta Santosh	78	71	74	60	94	94	70	92	90	100
43	Wagh Kishor Bhausahab	0	0	0	0	0	0	0	0	0	0


HOD
 Dept. of Anatomy
 MHMC, Raigaon, Satara.